

THANK YOU FOR YOUR PURCHASE!



Did you know that when you leave feedback on TPT you earn credits towards future purchases?

★★★★★ Extremely satisfied

I truly appreciate your feedback to help my little store grow.

LET'S BE FRIENDS

Access my
Freebie
Library

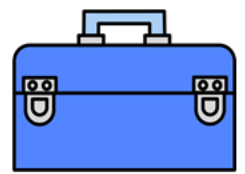
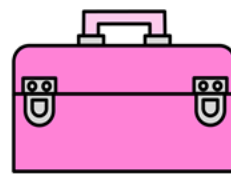
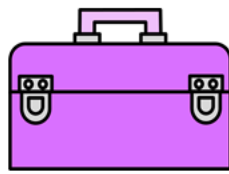
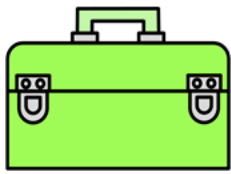
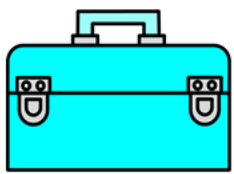


Stay updated on new product announcements (they are 50% off for the first 24 hrs posted!) by following me on TPT, checking out my website, and subscribing to my newsletter.

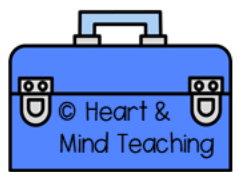
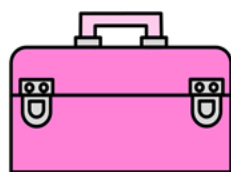
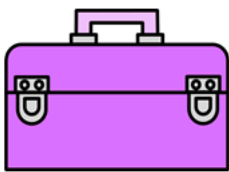
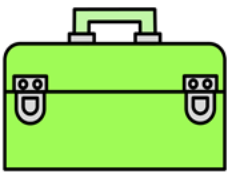



If you have any questions or concerns please email me at:
heartandmindteaching@gmail.com

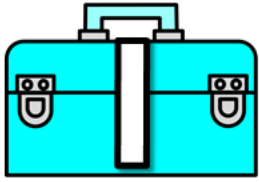
♥
Ashley



BEHAVIOR TOOLBOX Name-Calling



BEHAVIOR TOOLBOX



Name-Calling

What it looks like

- *Frequently calls other people names, pokes fun at them, points out their flaws.
- *Does not take accountability for the name-calling. Always claims it was not his/her fault, they did not start the name-calling first, or the other kid had it coming.
- *Has no understanding of when enough is enough or when to stop the name-calling.
- *Often involved in verbal and/or physical fights due to the name-calling.
- *Student has difficulty forming friendships, their name-calling does not exclude students that they like or consider friends.
- *Home situation may be unstable and student is acting out to get attention and/or power. They get power through the reactions of others to their name-calling.
- *Pointing out other people's flaws, could be a way of hiding the student's own flaws or self-inadequacies (learning disabled, low SES, neglectful/absent/abusive parents, overweight, etc.).

Name-Calling

BEHAVIOR TOOLBOX



Name-Calling

What to do

*One of the class rules, determined with the help and input of the class, should be to respect others. Name-calling falls under the umbrella of respect. Have a class discussion about name-calling. Ask questions like "Why is name-calling not respectful?", "How does name-calling damage our classroom environment?", "What can you do instead of name-calling?".

*The class should determine together what the consequence should be for name-calling, follow through on that consequence.

*Conflict mediate with both students together, listen to both sides.

*Talk to the name caller about using a filter. You can use a visual like a pasta strainer, a flour sifter, or a coffee filter. Explain that just like the food gets separated from the water in the strainer, our thoughts have to be filtered out by our brains before we speak them aloud.

*Speak to the name-caller about cool down strategies to use when upset. Instead of calling someone a name, such as counting to ten, deep breathing, walking away, asking for a break/cool down period.

*Set up a reward chart for the student, if he/she can say positive comments to others, they get a pre-determined desired reward.

*Verbally praise student when they say a kind comment, try to do this in front of others so the student gets the desired attention.

*For older grades, have a class rule that the only insults allowed are those found in Shakespeare's writing. Have a list of those examples in the classroom. This is a funny way to expand their vocabulary too.

*Inform parents if the name-calling is persistent.

*If the name-calling persists, is mostly geared towards one student, and you are concerned it might be bullying, inform Admin and/or School Counselors. Get the student in small group counseling for social skills or anger management.

Name-Calling

BEHAVIOR TOOLBOX



Name-Calling

What NOT to do

*Do not assume the name-calling will eventually stop without intervening. It usually will get worse.

*Do not give a consequence for name-calling without getting both sides of the story first. The name-caller will feel that they are always to blame.

*Do not always assume the name-caller said what the other student is claiming, sometimes students take advantage of the kid that always gets in trouble.

*Never name call a student (even as a joke), it sets an example that that kind of behavior is acceptable. If you accidentally do, apologize to the whole class. (Make it a learning experience, say "Everyone makes mistakes, even the teacher").

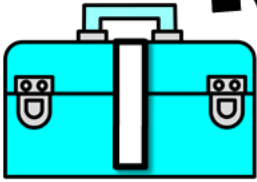
*Do not have inconsistent consequences, unless you want inconsistent results.

*Do not assume that informing the parents will solve the problem, it's vital that they be informed but often students are hearing these insults at home. It's important to have a talk with the child, and explain that even when we hear things at home that does not mean it is okay to repeat them.

Name-Calling

BEHAVIOR TOOLBOX

Name-Calling Quick Guide



what it looks like

- *Frequently calls people names, pokes fun, points out their flaws.
- *Does not take accountability for the name calling. Feels they had it coming.
- *Has no understanding of when enough is enough.
- *Often involved in verbal and/or physical fights.
- *Student has difficulty forming friendships.
- *Home situation may be unstable.
- *Self-conscious about own abilities or qualities.




what to do

- *Have a class discussion about name calling.
- *The class should determine together what the consequence should be.
- *Conflict mediate with both students together, listen to both sides.
- *Talk to the name caller about using a filter.
- *Speak to the name caller about cool down strategies.
- *Set up a reward chart for the student, if he/she can say positive comments to others, they get a pre-determined desired reward.
- *Verbally praise student when they say a kind comment.
- *Inform parents if the name calling is persistent.
- *If the name calling persists, is mostly geared towards one student, and you are concerned it might be bullying, inform Admin and/or School Counselors.



what NOT to do

- *Do not assume the name calling will eventually stop.
- *Do not give a consequence for name calling without getting both sides of the story first.
- *Never name call a student (even as a joke).
- *Do not assume that informing the parents will solve the problem.
- *Do not have Inconsistent consequences..



Name-Calling

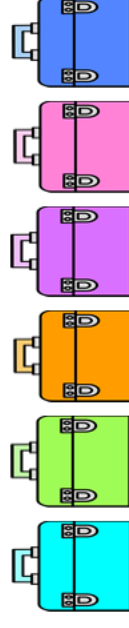
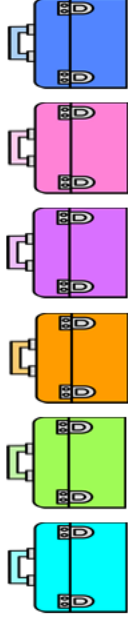
What to do (Cont.)

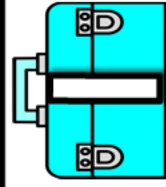
- *Set up a reward chart for the student, if he/she can say positive comments to others, they get a pre-determined desired reward.
- *Verbally praise student when they say a kind comment, try to do this in front of others so the student gets the desired attention.
- *For older grades, have a class rule that the only insults allowed are those found in Shakespeare's writing. Have a list of those examples in the classroom. This is a funny way to expand their vocabulary too.
- *Inform parents if the name-calling is persistent.
- *If the name-calling persists, is mostly geared towards one student, and you are concerned it might be bullying, inform Admin and/or School Counselors. Get the student in small group counseling for social skills or anger management.

"A change in behavior begins with a change in the heart."

BEHAVIOR TOOLBOX

Name-Calling






Name-Calling

What it looks like

- *Frequently calls other people names, pokes fun at them, points out their flaws.
- *Does not take accountability for the name-calling. Always claims it was not his/her fault, they did not start the name-calling first, or the other kid had it coming.
- *Has no understanding of when enough is enough or when to stop the name-calling.
- *Often involved in verbal and/or physical fights due to the name-calling.
- *Student has difficulty forming friendships, their name-calling does not exclude students that they like or consider friends.
- *Home situation may be unstable and student is acting out to get attention and/or power. They get power through the reactions of others to their name-calling.
- *Pointing out other people's flaws, could be a way of hiding the student's own flaws or self-inadequacies (learning disabled, low SES, neglectful/absent/abusive parents, overweight, etc.).

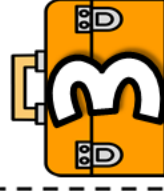


Name-Calling

What to do

- *One of the class rules, determined with the help and input of the class, should be to respect others. Name-calling falls under the umbrella of respect. Have a class discussion about name-calling. Ask questions like "why is name-calling not respectful?", "How does name-calling damage our classroom environment?", "what can you do instead of name-calling?"
- *The class should determine together what the consequence should be for name-calling, follow through on that consequence.
- *Conflict mediate with both students together, listen to both sides.
- *Talk to the name caller about using a filter. You can use a visual like a pasta strainer, a flour sifter, or a coffee filter. Explain that just like the food gets separated from the water in the strainer, our thoughts have to be filtered out by our brains before we speak them aloud.
- *Speak to the name-caller about cool down strategies to use when upset. Instead of calling someone a name, such as counting to ten, deep breathing, walking away, asking for a break/cool down period.

(Continues on the flap)



Name-Calling

What NOT to do

- *Do not assume the name-calling will eventually stop without intervening. It usually will get worse.
- *Do not give a consequence for name-calling without getting both sides of the story first. The name-caller will feel that they are always to blame.
- *Do not always assume the name-caller said what the other student is claiming, sometimes students take advantage of the kid that always gets in trouble.
- *Never name call a student (even as a joke), it sets an example that that kind of behavior is acceptable. If you accidentally do, apologize to the whole class. (Make it a learning experience, say "Everyone makes mistakes, even the teacher)."
- *Do not have inconsistent consequences, unless you want inconsistent results.
- *Do not assume that informing the parents will solve the problem, it's vital that they be informed but often students are hearing these insults at home. It's important to have a talk with the child, and explain that even when we hear things at home that does not mean it is okay to repeat them.

CHECK THESE OUT

CLICK ON THE PICTURES TO GET A CLOSER LOOK.



This product and **49** others are included in this Bundle →



COUNSELOR
Collab
— with Laura & Ashley —



Would you like to spend less time browsing for resources and lesson planning, and more time serving students? Let Laura from [Music City Counselor](#) and Ashley from [Heart and Mind Teaching](#) do the work for you!

CLICK TO COLLAB

MEMBER PERKS

- ♥ Data-driven resources by theme.
- ♥ \$35+ value of ready-to-use materials.
- ♥ Lessons, group curriculums, forms, & activities.
- ♥ Tier 1, 2, and 3 research-based resources.
- ♥ No contracts, cancel anytime.



THANK YOU

FOR SUPPORTING MY LITTLE SHOP.

Hi there! I'm Ashley- a School Counselor, curriculum developer, blogger, and mama to two young boys. I have a passion for creating fun and engaging resources for Counseling and Social Emotional Learning.

LET'S BE FRIENDS

Ashley

Access my
Freebie
Library



FOLLOW FOR EXCLUSIVE SAVINGS

New products are 50% off for 24hrs.

CLICK HERE

★ HOW CAN YOU EARN TPT CREDITS? When you leave feedback, TpT rewards you with credits that you can use toward future purchases.

ACCESS MY FREEBIE LIBRARY

Join my Newsletter to be informed of all future added freebies.

I WANT FREEBIES

TERMS OF USE

© Heart and Mind Teaching, 2017, 2024. All rights reserved. Purchase of this item entitles the purchaser the right to reproduce for classroom, personal, and google classroom use only. Use in multiple classrooms, requires the purchase of additional licenses. Redistribution or duplication of this product is strictly forbidden without the written permission of the publisher. Copying any part of this product and placing it on a publicly accessible website is strictly forbidden and is a violation of the Digital Millennium Copyright Act (DMCA). You may post this for single-classroom use on a password protected student site such as google classroom. **You may NOT post my products on any public, for-profit, or commercial websites or entities, such as Outschool.** Please do not sell or distribute any part of this as your own. Thank you for abiding by universally accepted codes of professional ethics while using this product.



If you have any questions or concerns please email me at:

heartandmindteaching@gmail.com

CREDITS

